
















Analyse the AGD needs of Men and Boys

AGD Groups  Barriers to: 	Boys 0-12 	Boys 13-18 	Men 19-24 	Men 25-50 	Older Men 	GBTI men & boys 	Men & boys with a disability 
1 Incidence of SGBV 							
2 Barriers to Access to Education 							
3 Responsibility & Burden Sharing incl. Refugee Participation & Capacity Building 	3.1 etc						
4 Barriers to Energy & Infrastructure, incl. health, shelter, WASH facilities food and water 							
							
6 Jobs & Livelihoods 							
7 Barriers to Facilitating Solutions 