

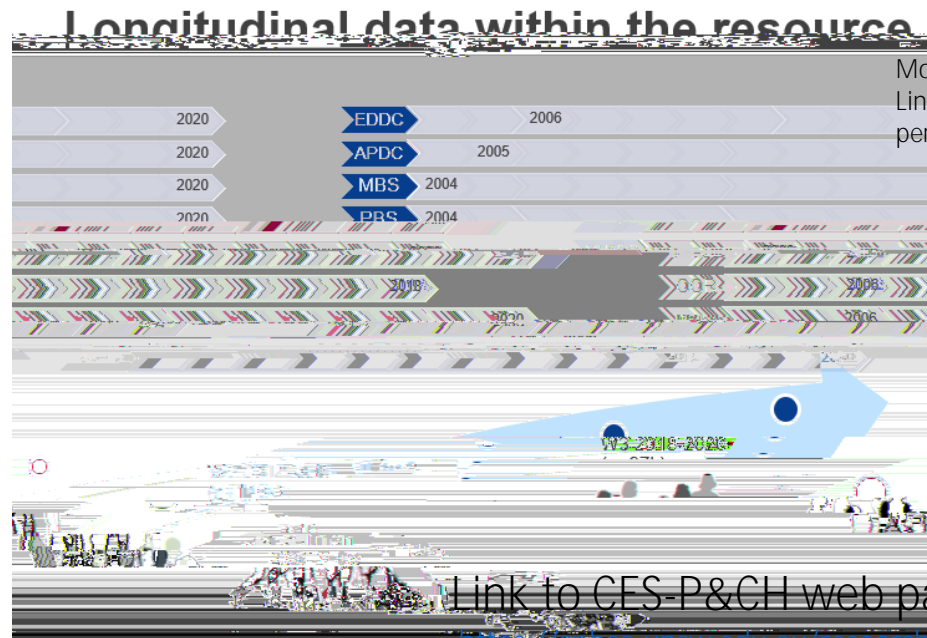


CES Primary and Community Health Cohort/Linkage Resource

A/Prof Margo Barr

: over 250k NSW residents (45 and Up Study); 30,645 in CES (20,337 in SES and 10,308 in Sydney)

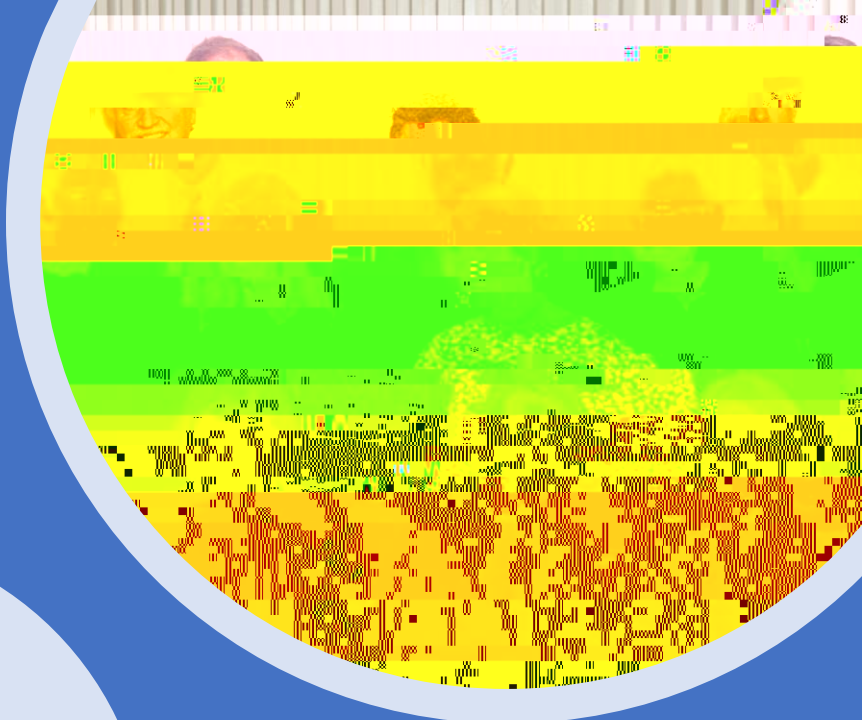
: 10 datasets; over 172.7 mil records in NSW and 20.7 mil recodes for CES; 2006 onwards.



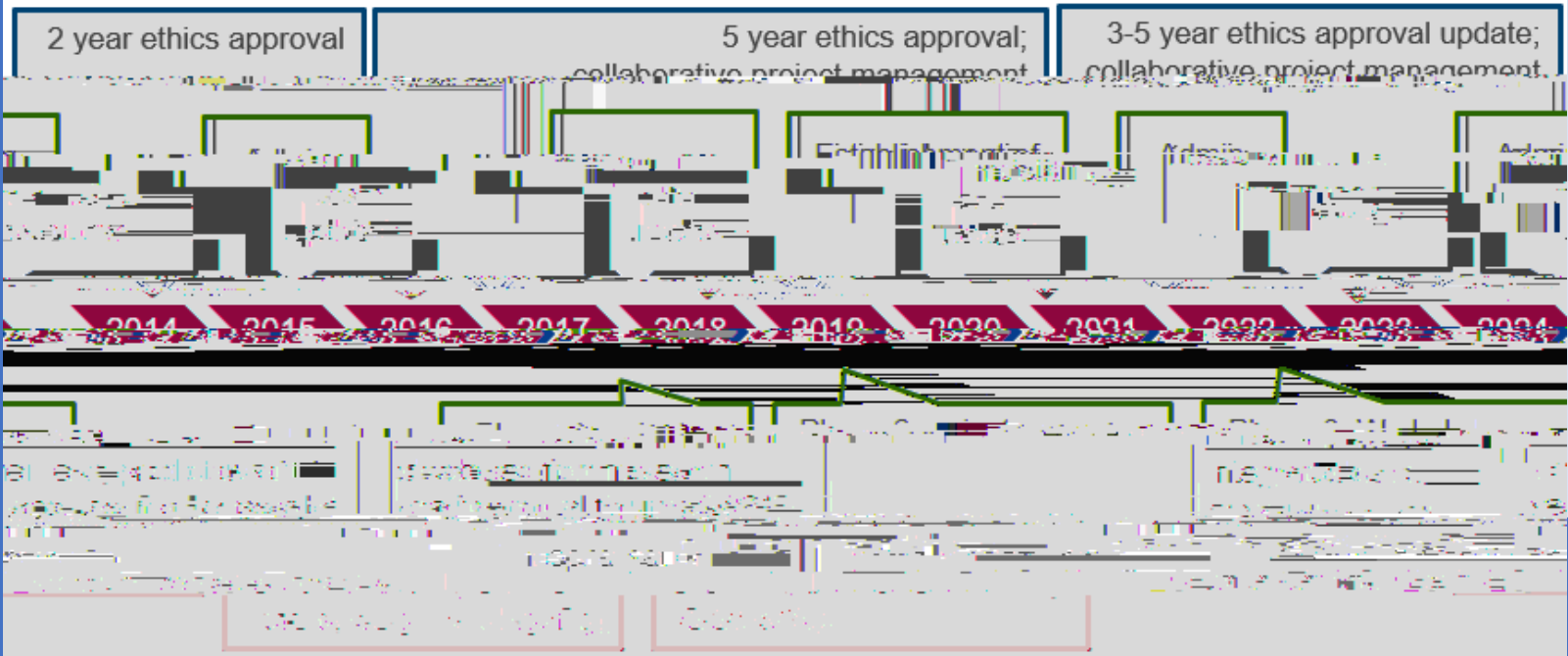
Modified from figure in Bureau of Health Information. Data Matters Linking data to unlock information. The use of linked data in healthcare performance assessment. Sydney (NSW). 2015; BHI

Link to CES-P&CH web page:

<https://cpnce.unsw.edu.au/research/health-system-integration-and-primary-health-care-development/central-and-eastern-sydney>



CES-P&CH major stages and summary of research



Research Projects	Questions/exploring	Findings	
	Weight and Ageing	Examine impact of primary care initiatives on weight loss in those with BMI of 30-40 Examine impact of risk factors/mobility/medications on weight gain (healthy weight or overweight to obese)	Mod PHC factors assoc with weight gain were: current smoker, physical limitations, TCA, high psych distress, psychiatric med use and high BP.
	PHC to reduce PPH and ED visits	Do people from CaLD bQ(en-US)>>CID e and Ageing	



CES Research Priorities Webinar

