



# How to guide

## Download and register for the SafeZone App

### Document Purpose

This guide is designed to help staff and students download the SafeZone app on their mobile phones and navigate through the registration process.

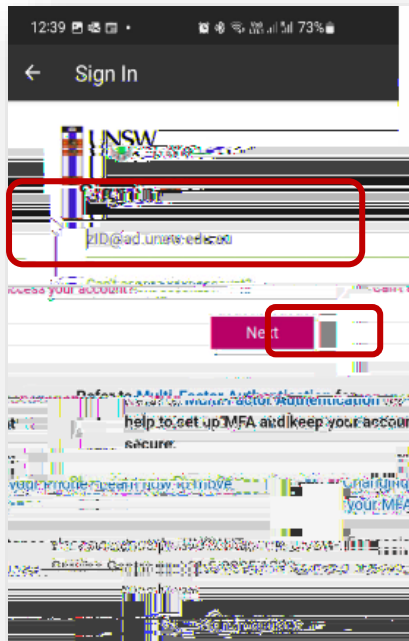
## DOWNLOAD THE SAFE ZONE APP

Step 1 - Install the SafeZone App

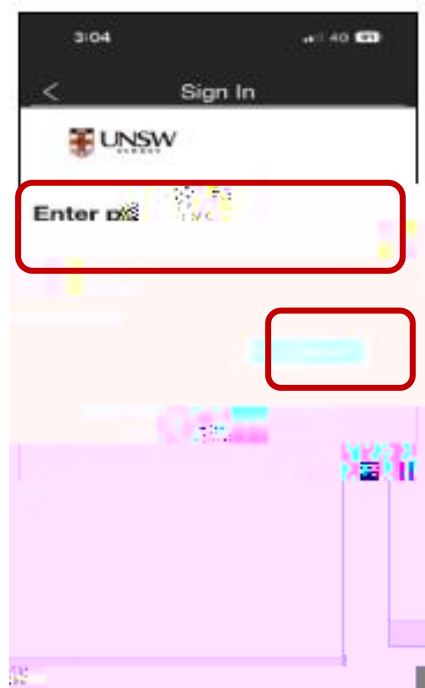
### Step 3- Single Sign On (SSO)

a. Enter your UNSW credentials:

- Email address: [z1234567@ad.unsw.edu.au](mailto:z1234567@ad.unsw.edu.au) and hit Next
- Password: your UNSW password and hit Sign in



SafeZone does not currently support YubiKey for authentication

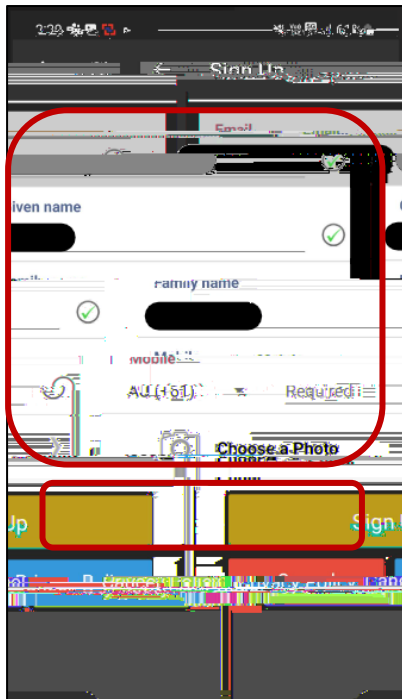


b. Approve your sign in request via your Authenticator App


## Step 4 – Sign up

- a. Validate your email address, your first name and last name and enter your mobile phone number. Press on Sign Up.

M



- b. To accept the Terms & Conditions select Accept



C.