

This is a copyright of the University of New South Wales 2018.

Maple is a registered trademark of Waterloo Maple Inc.

MATLAB is a registered trademark of The MathWorks Inc.

Microsoft is a registered trademark of the Microsoft Corporation.

The information is correct at the time of printing. Any changes will be
added through the School's Web site at www.maths.unsw.edu.au, where updated
versions may be placed if necessary. This will be done by

Cb

1	GUI	4	
1.1	Location		4
1.2	Availability		4
1.3	Storage		4
1.4	Yc Files		5
1.5	Printing		5
1.6	Windows		5
1.7	Code Editor		6
1.8	Remote Access		6
1.9	Health and Safety		6
2	Tools	8	
3	Tools	9	
3.1	What is Linux		9
3.2	Linux Desktop		9
3.3	Some Differences between Linux and Windows		11
3.3.1	Names		11
3.3.2	File Formats		11
3.3.3	USB Flash Drives		11
3.3.4	Accessibility		12
4	GUI	13	
4.1	Helpdesk		13
4.2	Lab Contents		13
4.3	Documentation		13

CP

CP

This page provides the details of the computing facilities provided by the School of Mathematics and Statistics. It will also provide additional computing information.

1.1 Introduction

The School of Mathematics and Statistics Computing Centre is located in the Mezzanine Ground Floor of the Centre for the Red Centre. The facilities include the following:

Room	Operating System	Number of PCs
M020	Windows	40
G012A	Linux	35
G012B	Windows	40
G012C	Windows	38

Also, the Mezzanine level is the Computing Centre Helpdesk.

1.2 Access

The computing labs are generally available Monday to Friday from 8am to 5pm, and are closed on weekends and public holidays. In week 10 of Semesters 1 and 2, the G012 labs are not available for general use because of the exams.

The M020, G012A and G012C labs are available for general use.

1.3 Access

To access the computing labs, you must have an account. At the beginning of each semester, you create an account for each semester.

If you have trouble logging in to a computer in a School of Mathematics and Statistics lab, you should first try resetting your zPass using IDM.

Once created, your account is preserved from one semester to the next as long as you continue to be enrolled in at least one of our courses. However, we will delete your account at the beginning of the first semester in which you take no course taught by the School of Mathematics and Statistics. If, in a subsequent semester, you again enrol in one of our courses, then we will create a new account for you. All the files stored on your H-drive, see Section 1.4, are kept while you are enrolled as a student at UNSW.

1.4 Your Files

Each student at UNSW is given a networked home drive (known as the H-Drive) that should be automatically mounted when you log into any Windows or Linux computer within the School of Mathematics and Statistics. Keep all files for your courses on your H-drive as it can be accessed from most UNSW computers and from home, and it is automatically backed up for you. Further information regarding this service may be found at

<https://www.it.unsw.edu.au/students/file/index.html>

Information about how to access and modify your files from off campus is also included on this web page.

You should remember to delete files that you no longer need, especially any large files, or you may run out of file space.

1.5 Printing

The lab printers use the same payment system as the printers in the UNSW Library. Instructions for using this system and printing charges can be found at

<https://www.it.unsw.edu.au/students/mps/index.html>

In most cases you will print directly from an application used to display your document. However, the print job will then sit in an electronic queue until you use your student card at one of the printers to authorize use of your credit for printing.

1.6 Windows or Linux?

Both Windows and Linux are installed on the lab computers, and by restarting you can switch from one to the other. Typically, in a timetabled computing class all students will use the same operating system, chosen by the lecturer. However, when you use the labs out of class time you are free to use either operating system on any available computer, and the choice comes down to the application(s) you want to use and personal preference. Some applications, such as Microsoft Office (Word, Excel, Powerpoint), SAS, SPlus and SPSS, are available only on the Windows desktops, whereas others, such as compilers and software development tools, are installed only on Linux. However, three of the most important mathematical applications | Maple, Matlab and R | are installed on both the Windows and Linux desktops.

Note that the computing tests held in week 10 use a special "exam mode" version of the Linux desktop. If you have to sit for one of these tests then you should practice using the

<http://safety.unsw.edu.au/office-safety-toolkit/workstation-setup>

If you feel pain in your neck, back, or shoulders, or if you have any other health and safety concerns, please contact the School of Mathematics and Statistics General Office office. MathsStats@unsw.edu.au, Phone 9385 7111 or RC-3070.

C12

11/16

The Windows desktop in the School Mathematics and Statistics computer lab is Windows 7. We are familiar with Windows 7 and are going to use the desktop in Figure 2.1.




Figure 2.1: The Mathematics and Statistics Windows desktop

Keep a lesson in the H-drive folder (see Section 1.4), accessed from the \\Statmeb\clicking\DOMeB.

The mathematical critical thinking needed depends on the course you are taking.

When you are in the lab computer make a hard copy of

b btu

C13

H1D1

Erif ghae ead Linde, do d'upklygairigh familiarit
it is the mathematical side needed for




Figure 3.1: The Mathematics and Statistics Linux desktop.

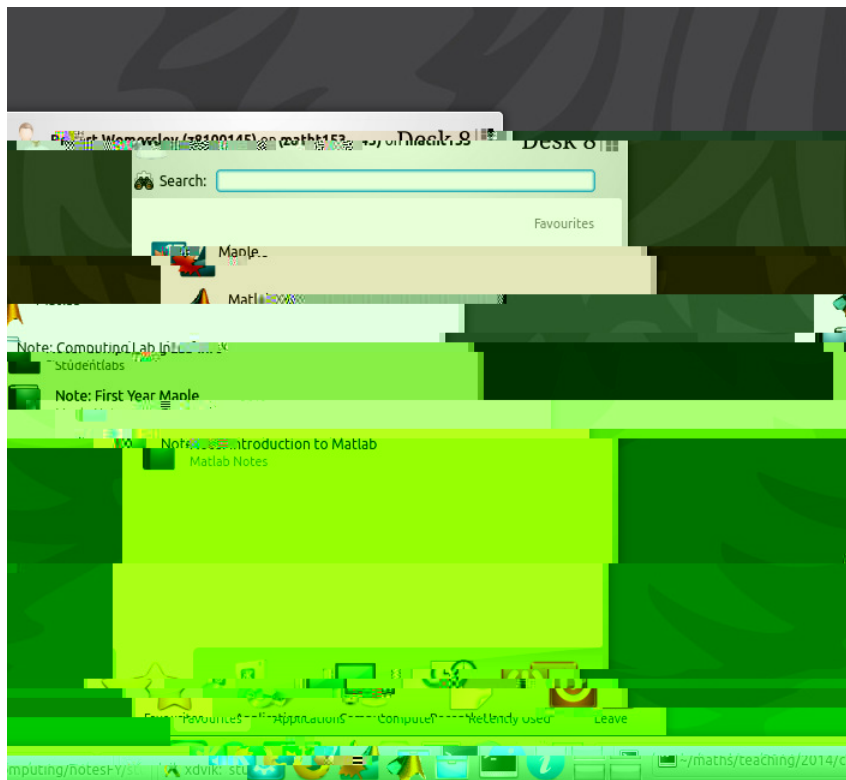


Figure 3.2: The K-menu.

As a text file in the Linux

Create a folder on the hard drive.

Open File Explorer on the hard drive

Open a PDF file from the hard drive as a copy of the file has just been created on the hard drive.

The file can be saved to the PDF file on a USB key see Section 3.3.3.

3. 3 ~~EDI~~ ~~st~~ ~~W~~

The section covers features of Linux that might be confusing

3. 3. 1 ~~En~~

In Windows the full path name for a file is a drive letter and a backslash character to separate the path between folder names for example,

H: \MATH1131\MyNotes

By default Linux does not use all the letters of the alphabet directly (\Direct is the UNIX term for a folder) Also the path name is a forward slash as a typical example is

/home/nfs/z1234567/hdrive/MATH1131/MyNotes

As a result of the hard drive, they can be accessed from any computer

If you create a folder on a drive, do not use the same name, as you may create problems for some programs. Also Linux uses the file name

3. 3. 2 ~~En~~

You can use the File Manager to format a file. Just the menu items are listed and a summary of the file's properties is shown in the right sidebar. For more details right-click on the file and select Properties from the context menu. This will make \General, \Permissions, \Format etc.

It may also be possible to format a file, the \.pdf" extension is an Adobe Portable Document Format file.

In Linux you can also have a file named ".exe" in a directory. This is not a problem as long as the file is not executed. In Windows, a file named ".exe" in a directory might create problems if you create a file named ".exe" in a directory. This is not a problem as long as the file is not executed. In Windows, a file named ".exe" in a directory might create problems if you create a file named ".exe" in a directory. This is not a problem as long as the file is not executed.

3. 3. 3 ~~BD~~ ~~s~~

If you have a USB drive then after a few seconds an Available Device icon will appear in the bottom right corner of the desktop see Figure 3.3. Select \Open File Manager" to access the drive. When you are ready, on the \Available Device" icon by clicking on the USB icon (or the right-click icon), and then click on the eject icon




Figure 3.3: Inserting a USB flash drive.

3.3.4 Applications

You can manage applications in Windows 10. To do this, you can use the Windows Settings app. In particular, the "System" settings allow you to change the default desktop background, the desktop wallpaper, and the desktop background color. You can also manage applications in Windows 10.

> \All E ec\$ allow

CM

GA

It is important to attend all scheduled class. This will be the best way to help the professor succeed in the course. You may also be interested in the course resources.

After the first class, you can contact the help center for a more general answer.

4.1

The School of Mathematics and Statistics Help Center is located on the Main level, in the M020 lab. The help center is generally open from 9am to 5pm on weekdays. You can contact the help center. The help center