


S



N

U W no e e sl tu r

ā 3n 6røe ò Y d h fslø

n c e(i e) Hø 03l r

o e doe PSY67236 u r
 e 2023 Y r
 Te m r

practical component of the clinical program. At this stage candidates are expected to develop further autonomy in their clinical practice. In PEP6 candidates are required to complete a supervised placement in one external field placement setting of at least 167 hours. Activities undertaken during placement typically include client work, supervision, placement administrative responsibilities and client preparations. Placement hours typically extend beyond the standard term period. Additional hours may also be required to demonstrate sufficient clinical competencies. This is a Workplace Integrated Learning (WIL) course.

o e i s m s u r

The aim of the course is to further develop and strengthen the Clinical Psychology competencies of candidates, which is achieved through the active participation in client work and regular supervision at one external placement setting, and training through clinical workshops.


n Ce th i oh e Ots o e t t s s ru r

PSYC7235 is a pre-requisite for this course.

n o e e i s g o e u r mt is u

n o e e i s g o e u r mt is u
CLO1 : Demonstrate knowledge and application of psychological theory in clinical assessments and diagnosis
CLO2 : Demonstrate knowledge and application of psychological theory in case conceptualisation and selection of evidence-based interventions

CLO3 : Actively integrate



<p>CLO1 : Demonstrate knowledge and application of psychological theory in clinical assessments and diagnosis</p>	<ul style="list-style-type: none"> • Active participation in workshops • Field Placement documentation • Case Reports • Professional and ethical practice at external field placement
<p>CLO2 : Demonstrate knowledge and application of psychological theory in case conceptualisation and selection of evidence-based interventions</p>	<ul style="list-style-type: none"> • Active participation in workshops • Field Placement documentation • Case Reports • Professional and ethical practice at external field placement

CLO3 : Actively integrate individual perspectives and cultural considerations into all aspects of client care.

Active participation in

<p>CLO6 : Demonstrate counselling skills and communicate effectively in verbal and non-verbal forms with clients and other professionals.</p>	<ul style="list-style-type: none"> • Active participation in workshops • Field Placement documentation • Case Reports • Professional and ethical practice at external field placement
<p>CLO7 : Demonstrate self-awareness, reflexivity and cognitive flexibility in client work.</p>	<ul style="list-style-type: none"> • Active participation in workshops • Field Placement documentation • Case Reports • Professional and ethical practice at external field placement
<p>CLO8 : Demonstrate respect for and commitment to the scientific method through evidence based practice.</p>	<ul style="list-style-type: none"> • UNSW Forensic and Clinical Psychology Research Conference oral presentation • Active participation in workshops • Field Placement documentation • Case Reports • Professional and ethical practice at external field placement
<p>CLO9 : Demonstrate knowledge of ethical and professional codes, standards and guidelines, and commitment to their application.</p>	<ul style="list-style-type: none"> • Active participation in workshops • Field Placement documentation • Case Reports • Professional and ethical practice at external field placement
<p>CLO10: Demonstrate professionalism and accountability in all areas of professional activities including concern for welfare of others, responsiveness to supervision and timely approach to clinical work. * The level of competencies demonstrated in each of the course learning outcomes above should be at a level consistent with the stage of clinical training. The expected level of</p>	<ul style="list-style-type: none"> • Active participation in workshops • Field Placement documentation • Case Reports • Professional and

competency gradually increases as clinical training progresses.	ethical practice at external field placement
---	--

n n e ind gehc iTehg ooei gl s

Moodle - Learning Management System | Microsoft Teams | Zoom

n e e ss sst

n e e sscsttt urur

n e e ess sstntat a	W ehi	ge e le t v st D
Active participation in workshops Assessment FormatIndividual	20%	Start DateDuring workshop sessions Due DateDuring workshop sessions
Field Placement documentation Assessment FormatIndividual	20%	Start DateAt start of field placement Due DateBy completion of field placement or


a di e l d l oc m o t m t tu

n e e es On t v v r

You are required to submit, where relevant,

n e e s s a r y t v v r


You will need to demonstrate satisfactory professional and ethical practice on placement at one external placement site, including a variety of direct client work, attendance at scheduled supervision and completion of all administrative duties to a satisfactory level. See the Professional Practice Guidelines document for further information. Your clinical and professional competencies will be formally assessed by your placement supervisor(s) at mid and end placement review periods using standardised Clinical Psychology competency assessment rating tools. Feedback will be given by your



<p>Week 10: 13 November - 17 November</p> <p>P</p>	<p>Seminar</p> <p>a C Pn</p> <p>n</p> <p>a</p>	<p>Senior clinical psychologists</p> <p>will be presenting on the</p> <p>topic of</p> <p>Diagnosing and treating</p> <p>borderline personality</p> <p>disorder</p> <p>Date: Friday, 17 November 2023</p> <p>Time: 9am to 4pm</p> <p>Online via zoom. Link will be provided closer to date.</p> <p>By various senior Clinical Psychologists across public and private health sectors.</p>
--	--	--

n e e t e m s t u r

Please note



For more information, visit the [UNSW Student Code of Conduct Website](#).

Referencing

Referencing is a way of acknowledging the sources of information that you use to research your assignments. You need to provide a reference whenever you draw on someone else's words, ideas or research. Not referencing other people's work can constitute plagiarism.

Further information about referencing styles can be located at <https://student.unsw.edu.au/referencing>

Academic integrity is fundamental to success at university. Academic integrity can be defined as a commitment to six fundamental values in academic pursuits: honesty, trust, fairness, respect, responsibility and courage. At UNSW, this means that your work must be your own, and others' ideas should be appropriately acknowledged. If you don't follow these rules, plagiarism may be detected in your work.

Further information about academic integrity, plagiarism and the use of AI in assessments can be located at:

- The [Current Students site](#),
- The [ELISE training site](#), and
- The [Use of AI for assessments](#) site.

The Student Conduct and Integrity Unit provides further resources to assist you to understand your conduct obligations as a student: <https://student.unsw.edu.au/conduct>

Late Submission Penalties

UNSW has a standard late submission penalty of:

- 5% per day,
- for all assessments where a penalty applies,
- capped at five days (120 hours) from the assessment deadline, after which a student cannot submit an assessment, and
- no permitted variation.

Any variations to the above will be explicitly stated in the Course Outline of a given course or assessment tasks

Students are expected

óMá° 0

UNSW has a "fit to sit/submit" rule, which means that if you sit an exam or submit a piece of assessment, you are declaring yourself fit to do so and cannot later apply for Special Consideration. This is to ensure that if you feel unwell or are faced with significant circumstances beyond your control that affect your ability to study, you do not sit an examination or submit an assessment that does not reflect your best performance. Instead, you should apply for Special Consideration as soon as you realise you are not well enough or are otherwise unable to sit or submit an assessment.

additional resources

- [The Current Students Gateway](#)
- [Student Support](#)
- [Academic Skills and Support](#)
- [Student Wellbeing, Health and Safety](#)
- [Equitable Learning Services](#)
- [UNSW IT Service Centre](#)
- Science EDI Student [Initiatives](#), [Offerings](#) and [Guidelines](#)