


# 15



IN THIS UNIT ...

- Sports, Hobbies, Games and Pastimes
- *Do you know how to ...?*
- The Auxiliary Verb: VST - / /... -
- *Have you (ever) ...*
- *Would you like to ...*
- Using Description Verbs: Modifying Nouns



## CAN YOU PLAY BASEBALL?

Talking about the sports, activities, hobbies and pastimes we enjoy is another very basic way of communicating information about ourselves. In this Unit we learn to talk about these things.

### 1 Do you (know how to) ...?




Q: \_\_\_\_\_ ?  
 A: \_\_\_\_\_ .



Q: \_\_\_\_\_ ?  
 A: \_\_\_\_\_ .



Q:



## 2 Sports, Hobbies, Games and Pastimes

<p>volleyball</p> <p>basketball</p> <p>baseball</p> <p>football/soccer</p> <p>ping pong</p> <p>swimming</p> <p>boxing</p> <p>surf riding</p> <p>horse-riding</p> <p>horse racing</p>	<p>hobby</p> <p>game</p> <p>Baduk (Korean 'Go' game)</p> <p>Janggi (Korean Chess)</p> <p>stamp collecting</p> <p>reading</p> <p>fishing</p> <p>mountain climbing</p> <p>Korean wrestling</p> <p>Tae-kwon-do</p>
--	---

### Some Verbs

<p>/ ( ) - play volleyball/basketball</p> <p>/ ( ) - play baseball/soccer</p> <p>( ) - play ping pong</p> <p>( )/ ( ) - play Baduk/Janggi</p>	<p>( ) -/ - sing (a song)</p> <p>( ) - popular</p> <p>( ) - take photos</p> <p>( )</p>
---	--



## 4 More Expressions

ball		first, the most ...
Judo	-	hard, difficult
Kendo		newspaper
competitor		magazine
/		letter
team		write
contest, match	-	music
sports tournament		listen to
sports field	-	painting, drawing
contest/race		draw
by oneself	-	

**Language Notes:** The vowel ㅡ in ㅓ (*write*) drops out when attaching the ㅓ ending, and thus ㅓㅓ. Also, the ㅓ in ㅓ (*listen to*) changes to ㅓ when attaching ㅓ, and thus ㅓㅓ.

## 5 The Auxiliary Verb: VST - / /... -

The verb ㅓ (*see*) can be attached to another verb, adding some abstract sense of ‘trial’, ‘experience’, etc. In effect, the attached ㅓ indicates that we perform an action (as indicated by the preceding verb) while we are non-committal about the outcome. We’ve already met such an example; - as in “ㅓ ㅓ ? (*Have you tried the Gimchi?*)” which literally means ‘*Did you eat Gimchi and see (what it was like)?*’ Look at the contrast between the following pairs.

<u>ㅓ</u> ?	Did you read that book?
<u>ㅓ</u> <u>ㅓ</u> ?	Did you have a look at that book?
<u>ㅓ</u> ?	Did you listen to that song?
<u>ㅓ</u> <u>ㅓ</u> ?	Did you have a listen to that song?
<u>ㅓ</u> ?	Did you surf?
<u>ㅓ</u> <u>ㅓ</u> ?	Did you have a go at surfing?

## 6 The Suffix - (= ing) in

There are a few ways of changing a verb into a noun in Korean, and the suffix ㅓ, as in ㅓ, is one of them. It has a similar effect of attaching *-ing* in English.

<u>ㅓ</u> ?	Surfing is fun but is a little bit difficult.
<u>ㅓ</u> ?	Do you like reading books?
<u>ㅓ</u> ?	What’s it like to study Korean?
<u>ㅓ</u> .	I like having a meal at a restaurant.

## 7 Some More Expressions

<p>— a solo sport</p> <p>— a sport for two players</p> <p>— a team sport</p> <p>— baseball team</p> <p>— a tennis player</p> <p>— ‘Competitor’ Park Ji-Sung</p> <p>— baseball tournament/match</p> <p>— a sports arena</p> <p>( ) tennis court</p>	<p>— swimming pool</p> <p>— swim wear</p> <p>— Olympic Games</p> <p>— boxing match</p> <p>— soccer match</p> <p>— everyday</p> <p>— frequently, often</p> <p>— occasionally, sometimes</p> <p>VERB not especially VERB</p>
--	--

**Cultural Notes:** Park Ji-Sung is an internationally famous Korean soccer star of the 2000s.

## 8 Have you ever ...?

A common way to ask someone about their past experiences:

<p>VST - / ( ) .</p> <p>...</p>
---------------------------------

**NOTES:** The Subject marker - is optional. Note also that may be substituted for .

### EXAMPLES

<p>?</p>	<p>Have you ever been to Korea?</p>
----------	-------------------------------------

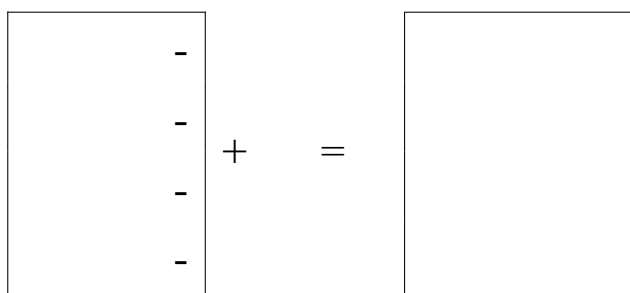
## 10 Using Description verbs: Modifying Nouns

We've learnt how to say in Korean, eg, *It's delicious*, *It's hot*, *It's difficult*, *It's good*, etc. We choose an appropriate description verb and attach endings, as we do with action verbs. We thus say  $\text{맛있다}$ ,  $\text{뜨겁다}$ ,  $\text{어려워}$ , etc.

Let us learn how to use description verbs to modify nouns, as in *a hot day*, *a difficult matter*, and so on. There are three rules to remember:

**1. With description verb stems ending in  $\text{ㅁ}$  - and  $\text{ㅂ}$  -, we add  $\text{ㅂ}$  .**

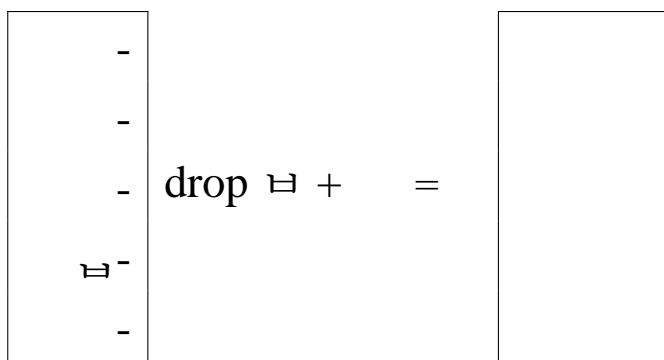
### EXAMPLES



- $\text{맛있다}$       tasty food
- $\text{맛없다}$       unappetising food
- $\text{재미있다}$     interesting stories
- $\text{재미없다}$     boring stories

**2. With description verb stems that end in  $\text{ㅅ}$ ,  $\text{ㅆ}$  changes to  $\text{ㅆ}$  , to which we add  $\text{ㄴ}$  .**

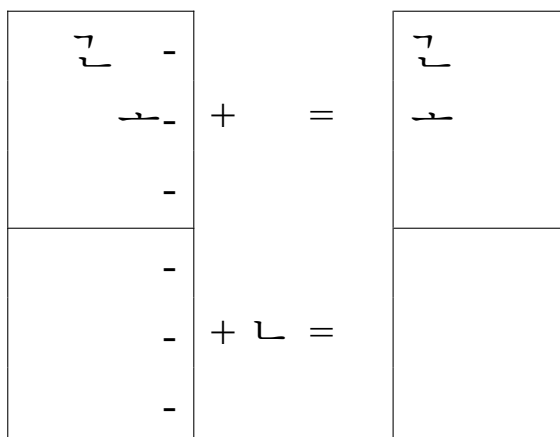
### EXAMPLES



- $\text{뜨겁다}$       hot Gimchi
- $\text{춥다}$           a cold country
- $\text{어려워}$       a difficult sport
- $\text{쉬워}$           an easy subject
- $\text{기쁘다}$       a pleasing person

**3. With all other description verb stems (with minor exceptions) we add  $\text{ㄴ}$  after vowels,  $\text{ㄹ}$  after consonants.**

### EXAMPLES



- |            |                                   |
|------------|-----------------------------------|
| $\text{ㄴ}$ | $\text{괜찮다}$ an OK exam           |
| $\text{ㅁ}$ | $\text{맛있다}$ good food            |
| $\text{ㅁ}$ | $\text{많은 사람}$ many people        |
| $\text{ㅁ}$ | $\text{따뜻한 국}$ warm soup          |
| $\text{ㅁ}$ | $\text{유명한 학교}$ a famous school   |
| $\text{ㅁ}$ | $\text{비싼 술}$ an expensive liquor |