


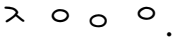


7

1 On the left of the first row is ...

Look at the table below and answer the following questions. Number one has been done for you.
















1.  ?
2. ?
3. ?
4. ?
5. ?
6. ?
7. ?
8. ?
9. ?
10. ?

11. ?

12. ?

2 What's the left of the first row?

Do the same as above. This time, however, we are practising 'identifying' various places. The expression, eg, *the left of the first row*, is not used here to designate the location whereon something is, and thus we don't need to use the particle - . What we are practising here is simply saying "Where, ie, what place, is the left of the first row?" — "It's a classroom," and so on.

1.	?			
2.	?			
3.	?			
4.	?			
5.	?			
6.	?			
7.	?			
8.	?			
9.	?			
10.	?			
11.	?			
12.	?			
13.	?			
14.	?			
15.	?			

3 Insa revisited: Polite-Formal

This exercise is to help you say Insa, and respond, in the Polite-Formal style.

Step 1: Cover Column 2

Step 2: Read the first item in Column 1 and try to think of an appropriate response in the

4 Insa revisited: Polite-Informal

Now do the same, this time using the polite-informal style. Again, note that sometimes no specific response is called for.

	Column 1	Column 2
1.	?	, ?
2.	.	—
3.	.	—
4.	.	, .
5.	.	.
6.	.	, or ,
7.	.	—
8.	?	, ?
9.	.	, .
10.	.	.

5 From Polite Informal to Polite Formal (1)

Review Pages 42 and 43, and change the style of each of following statements into Polite Formal.

1.	2.	3.
.	.	.
4.	5.	6.
.	.	, .
7.	8.	9.
, .	.	, .
10.	11.	12.
, .	.	.

6 From Polite Informal to Polite Formal (2)

Review Pages 42 and 43, and change the style of each of following questions into Polite Formal.

1.	2.	3.
?	?	?
4.	5.	6.
?	?	?
7.	8.	9.
?	?	?
10.	11.	12.
?	?	?

7 From Polite Informal to Polite Formal (3)

Review Pages 42 and 43, and change the style of each of following commands into Polite Formal.

8 Crossword

Try this crossword.

